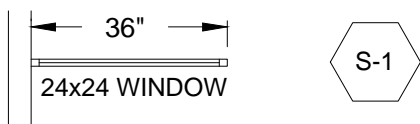


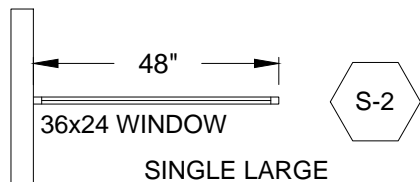
RAY-BAR STATIONARY X-RAY BARRIERS (84" HIGH)

WALL MOUNTED BARRIERS

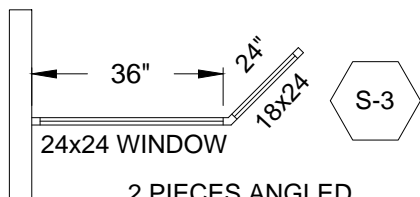


SINGLE SMALL

*OPTIONAL: 18x18 OR 12x12 GLASS

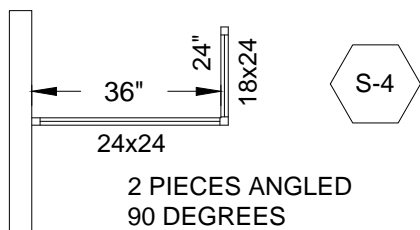


SINGLE LARGE



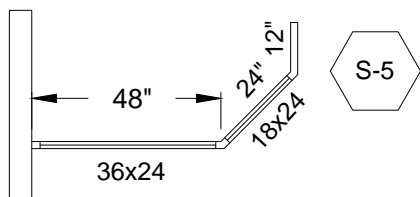
2 PIECES ANGLED
45 DEGREES

*OPTIONAL: 18x18 OR 12x12 GLASS



2 PIECES ANGLED
90 DEGREES

*OPTIONAL: 18x18 OR 12x12 GLASS



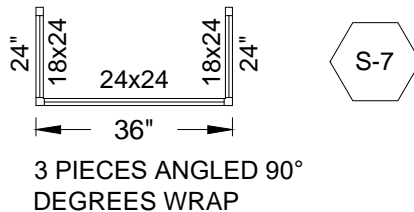
3 PIECES ANGLED

*OPTIONAL: 24x24 OR 18x18 GLASS

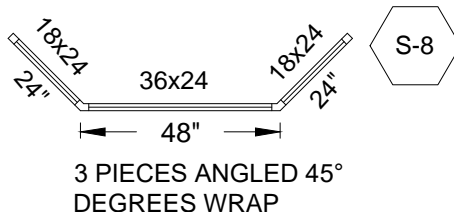
FREE STANDING BARRIERS



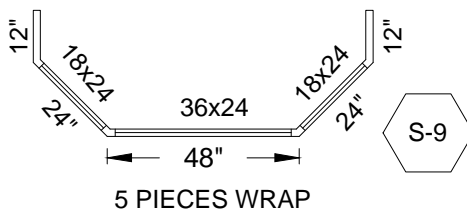
SINGLE



3 PIECES ANGLED 90°
DEGREES WRAP



3 PIECES ANGLED 45°
DEGREES WRAP



5 PIECES WRAP

1. STANDARD 1/16" 1.6MM 4# LEAD SHIELDING.
2. HIGHER LEAD SHIELDING EQUIVALENCY LEVELS AVAILABLE.
3. DURABLE MODULAR WOOD OR METAL PANELS CONSTRUCTION.
4. EASY TO INSTALL SHIELDED PANELS WITH CLEAR RETRO-FIT INSTRUCTIONS.
5. AVAILABLE IN STANDARD WHITE, GREY OR WARM BEIGE. ALSO AVAILABLE: SOLID LAMINATE COLORS, PLASTIC LAMINATES OR SOLID POWDER COAT COLORS.
6. STANDARD X-RAY LEAD GLASS OR OPTIONAL IMPACT RESISTANT X-RAY SAFETY GLASS VIEW WINDOWS.
7. CUSTOM SIZES AND CONFIGURATIONS AVAILABLE.

NOTE: CUSTOMER MUST VERIFY LEAD SHIELDING REQUIREMENT PRIOR TO ORDERING.

Terms of Use: Certain designs and concepts are the exclusive proprietary property and work product of Ray-Bar Engineering provided in good faith as a courtesy for the architectural design of projects specifying, incorporating and utilizing genuine Ray-Bar products and assemblies. Ray-Bar designs are not to be copied, altered, plagiarized or utilized in any competitive or detrimental manner against Ray-Bar as protected by law and/or copyrights. "All Rights Reserved"



JOB NAME:
LOCATION:
ROOM NUMBER:
SHEET ____ OF ____:

STATIONARY X-RAY CONTROL BARRIERS

RAY-BAR ENGINEERING CORP.

Toll Free: 1(800) 444-XRAY / 1(800) 444-9729
Telephone: (626) 969-1818
24 Hour Fax: 1(800) 333-XRAY /
1(800) 333-9729
website: www.raybar.com

SCALE
NTS

SXB-1